SEA14/PEA14



UNITS/单 位:mm
1inch=25.4mm

Weight:64kg

FRONT VIEW
正视图

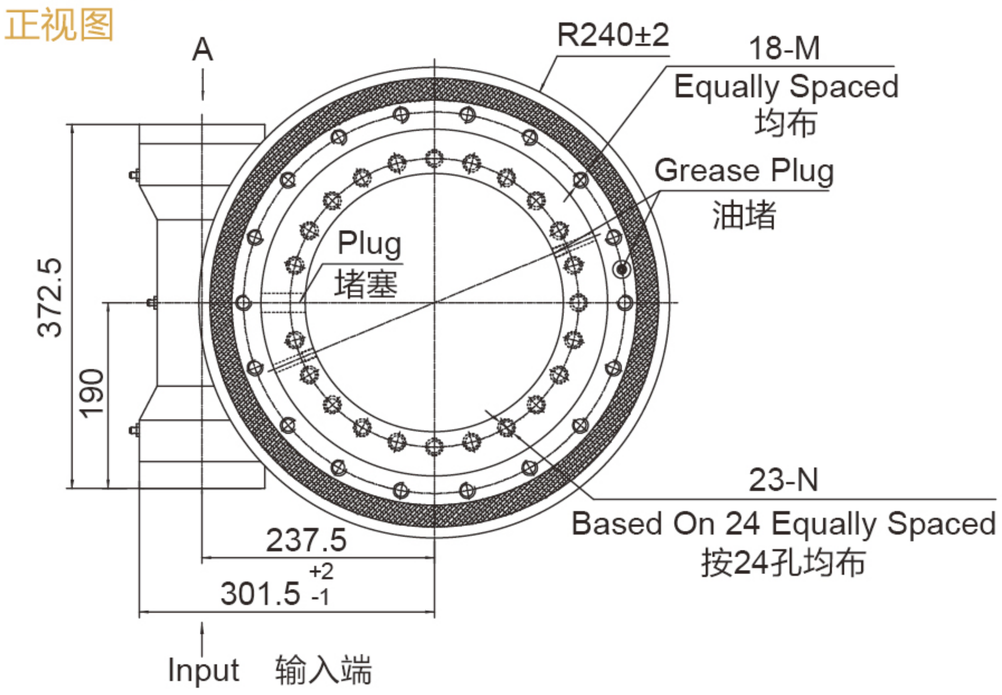

INPUT 输入端视图

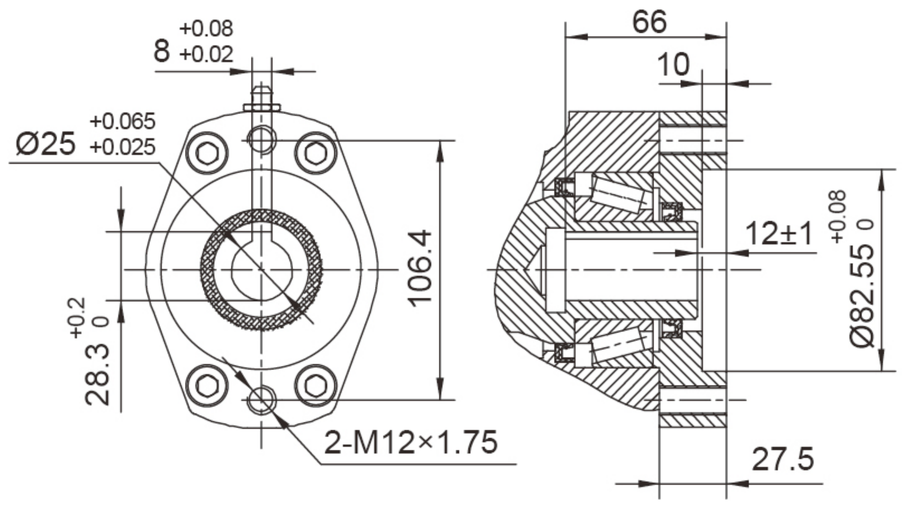

Ø25

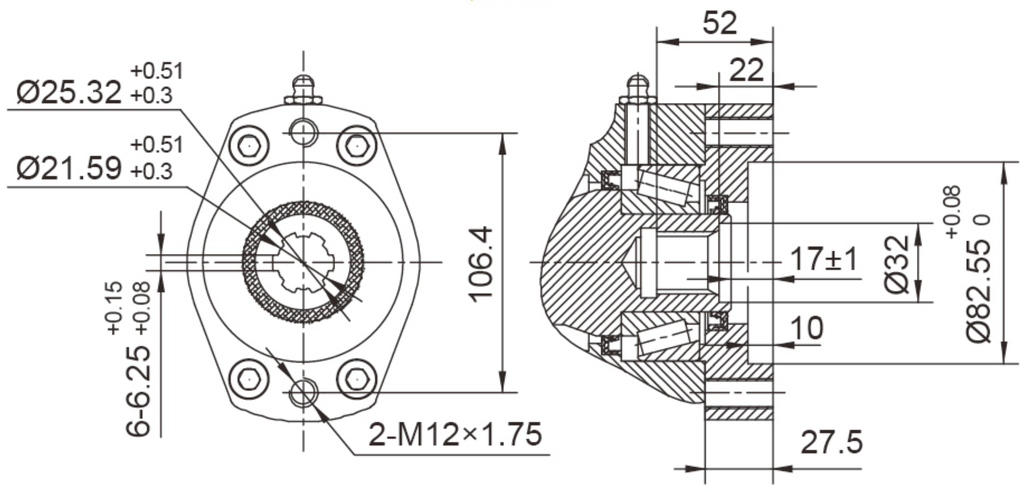

6B Spline花键

SIDE VIEW
侧视图

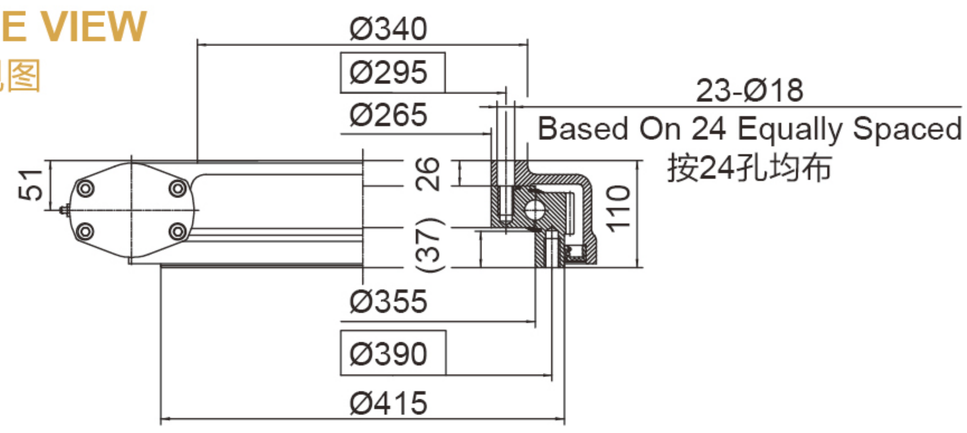

承载力矩图 MOMENT LOAD CHART

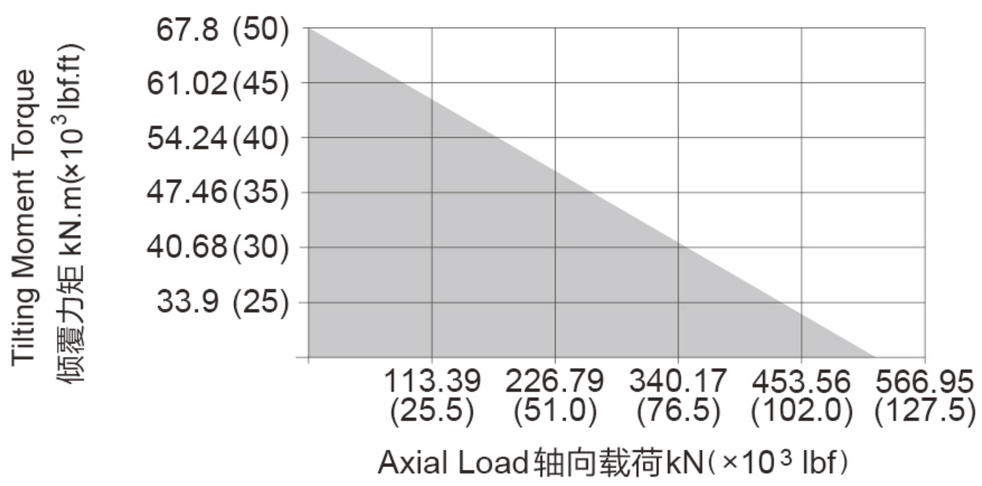

安装孔选项 Mounting Holes Option

Code 代码	M (Outer Ring 外圈)	N (Inner Ring 内圈)
—	M16×2 Tap (攻深)30	M16×2 Tap (攻深)30
T	M16×2 Tap (攻深)30	Ø18 Thru (通孔)
B	5/8"-11UNC-2B Tap (攻深)30	5/8"-11UNC-2B Tap (攻深)30
BT	5/8"-11UNC-2B Tap (攻深)30	Ø18 Thru (通孔)

性能参数表 Slewing Drive Performance Parameters

Model 类型	Output Torque 输出转矩	Tilting Moment Torque 倾覆力矩	Holding Torque 保持力矩	Static Axial Rating 轴向静载荷	Static Radial Rating 径向静载荷	Dynamic Axial Rating 轴向动载荷	Dynamic Radial Rating 径向动载荷	Gear Ratio 减速比	Tracking Precision 精度等级	Weight 重量
SEA14	8 kN.m	67.8 kN.m	48 kN.m	555 kN	222 kN	133 kN	117 kN	85 : 1	≤ 0.17°	64 kg
	5900 lbf.ft	50×10³ lbf.ft	35×10³ lbf.ft	125×10³ lbf	50×10³ lbf	30×10³ lbf	26×10³ lbf			
PEA14	8 kN.m	67.8 kN.m	48 kN.m	555 kN	222 kN	133 kN	117 kN	85 : 1	≤ 0.09°	64 kg
	5900 lbf.ft	50×10³ lbf.ft	35×10³ lbf.ft	125×10³ lbf	50×10³ lbf	30×10³ lbf	26×10³ lbf			

"A" VIEW AS INPUT IS ALLOWED
输入端允许在"A"向视图

SPECIAL DESIGN BASE ON CUSTOMER'S REQUIREMENT
可根据顾客的要求进行非标设计

NOTICE 注意

- Please be sure to remain under the curve.选型时请确保实际载荷在曲线范围内。
- This drawing is just for your refenece.以上图纸仅供参考。
- This drawing is susbject to change due to new design without prior notice.本公司保留改进产品的权利而不再另行通知。
- Please contact the technical department for dimensions and performance parameters of the drives.如果需要装置的外形尺寸和性能参考数，请与技术部门联系。